

Fairyland

Syllabus
based on
Common
European
Framework

1

Pupil's Book

Jenny Dooley - Virginia Evans



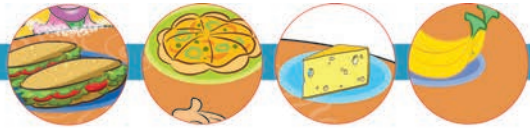
Express Publishing

STICKERS

(both in the Pupil's Book and the Activity Book)

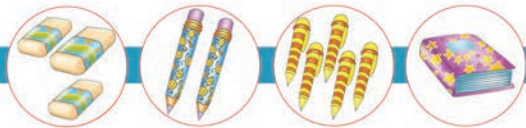


Unit 1




Unit 6

Unit 2



Unit 7

Unit 3



Unit 8

Unit 4



Unit 5



Fairyland

1

Pupil's Book

Module 1

Unit 1 Hello!	p. 2
Unit 2 My Schoolbag	p. 12

Module 2

Unit 3 My Home	p. 22
Unit 4 My Toys	p. 32

Module 3

Unit 5 My Face	p. 42
Unit 6 My Food	p. 52

Module 4

Unit 7 My Animals	p. 62
Unit 8 My Senses	p. 72

Fun Time! p. 82

Seasons Greetings! p. 84

Mother's Day! p. 86



Jenny Dooley – Virginia Evans






Express Publishing




My Face




1 Listen and point. Then sing.   

TPR songs to internalise and integrate the language taught.



2 Look and find. 



-  Listen, point to the parts of the face and say.
- 1 Listen and point. Then sing and do.
- 2 Find the parts of the face in the picture. Then play the Touch game.



Clear presentation of the new language.

3 Listen and number. 



4 Make and say.  



Craftwork in every unit to encourage children to use their imagination in a productive way.

- 3 Listen and number. Then point and say: *He's/She's got ...*
- 4 Make a monster mask. Then say: *Look at me! I've got ...*



1 Look and say. 


Teaching English through other subjects makes learning an appealing adventure.



- Listen, point to the actions and say.
- 1 Look at the pictures. Tell Woody what to do to get clean! Say: (Wash) your (hair).


My Face

2 Let's Play!



A great variety of games to develop social skills by creating a safe, structured atmosphere.

3 Sing.




- 2 Play the *Make a Monster* game.
- 3 Listen and point. Then sing and do.



1 Listen and look. 

Pupils are plunged into a playful 'dream world' through the adventures of Woody and Frosty and their magic friends.



1 Listen to the story and point to the pictures.






Do you like the story? Draw a face.



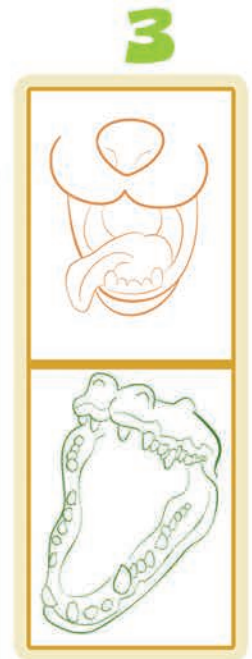



Go Green!

1 Look and circle.




The Go Green! sections help children appreciate the beauty in nature and everyday living.



1 Look at the pictures and circle the correct parts of their face.

My Face

2 Listen and colour. 



Listening activities to enhance the capacity to concentrate and focus on the new language.

3 **Portfolio:** Draw and say.



The *Portfolio* activities enable pupils to express their personal feelings and share their experiences with their peers.

- 2 Listen and colour. Then say: *He's got yellow hair, ...*
- 3 Draw a picture of Mr/Miss Potato. Present them to the class. Say: *Look at Mr/Miss Potato. He's/She's got ...*



1 Look. Then match.

Pupils get to know themselves and see connections with the rest of the world.



1 Look at the pictures. Point and say: *He's got ...* . Then match and say: *He's got (big eyes).*

My Face

2 Listen and find the stickers. 🔍



Stickers to consolidate the new language.

3 Let's play!




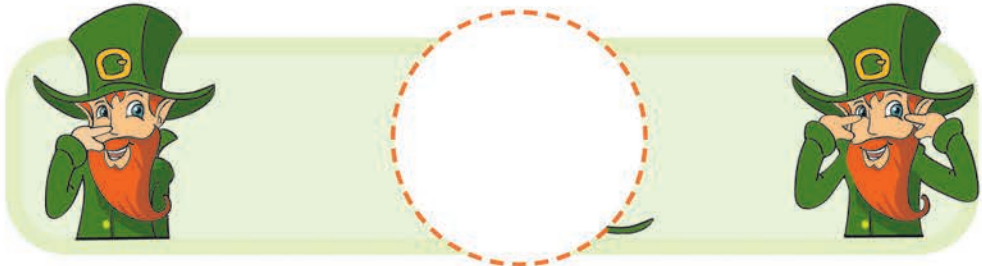
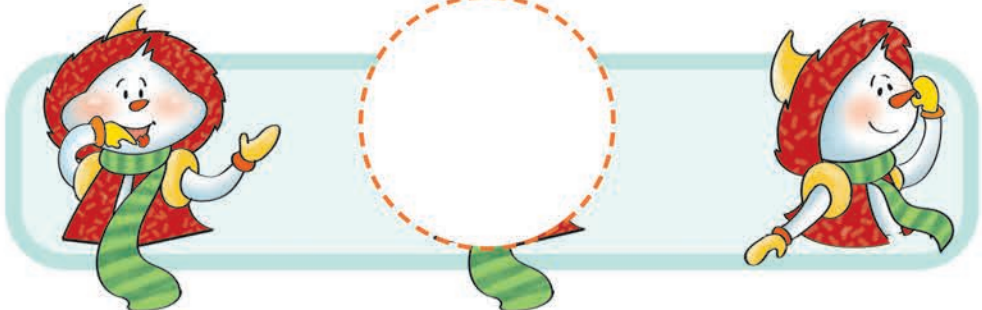
- 2 Listen and find the stickers. Then point and say: *Yellow – hair, ...*
- 3 Play the *Mirror Me* game.

SAMPLE PAGES
(Fairyland 1
Activity Book)





My Face

1 Look and find the stickers.  



1 Look and find the stickers. Then point and say: (Frosty)'s got a (mouth).

2 Draw.



2 Draw the part of the face that is missing in each picture.

Board Game 1

BOARD GAMES
(in the Activity Book)

Units 1-2

Start 1 2 3 4 5

OH NO! GREAT!

Finish

50 51

Board Game 2

Units 3-4

Start 6 7 8 9

OH NO! GREAT!

Finish

52 53